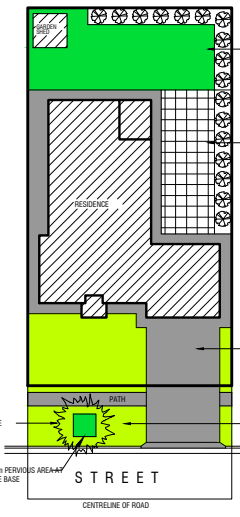
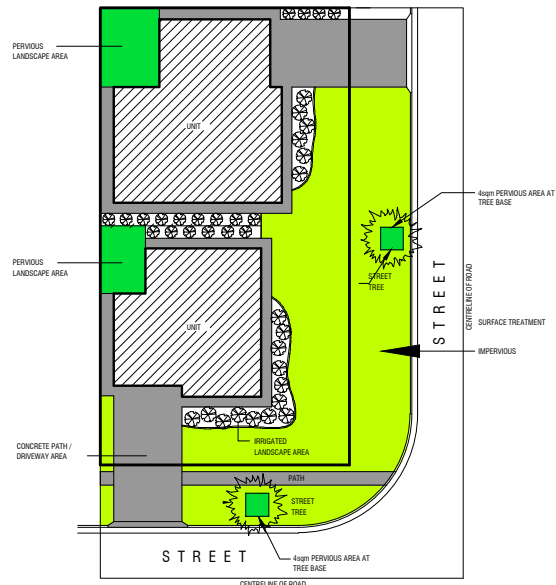


TYPICAL LAYOUT TO ACHIEVE  
80%-20% IMPERVIOUS / PERVIOUS  
(LARGE LOT)



TYPICAL LAYOUT TO ACHIEVE  
80%-20% IMPERVIOUS / PERVIOUS



TYPICAL LAYOUT TO ACHIEVE  
80%-20% IMPERVIOUS / PERVIOUS  
(CORNER LOT)

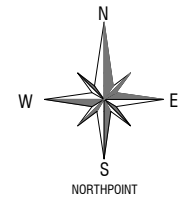
**LEGEND**

[Yellow Box]	STAGE 2
[Green Box]	ROAD RESERVE
[Grey Box]	ROAD

**80:20 CALCULATIONS**

LOT NO.	LOT AREA (m <sup>2</sup> )	TOTAL AREA (m <sup>2</sup> )	PERVIOUS (m <sup>2</sup> )
201	775	969.3	193.9
202	854	1041.1	208.2
203	946	1134.0	226.8
204	879	1563.8	312.8
205	803	1008.3	201.7
206	868	1078.7	215.7
207	852	1075.6	215.1
208	780	1011.9	202.4
209	681	915.4	183.1
210	643	862.9	172.6
211	726	964.2	192.8
212	990	1228.7	245.7
213	993	1236.4	247.3
214	996	1231.8	246.4
215	995	1233.3	246.7
216	881	1129.4	225.9
217	720	971.6	194.3
218	485	736.6	147.3
219	453	724.6	144.9
220	464	729.8	146.0
221	552	794.9	159.0
222	756	1002.1	200.4
223	950	1215.2	243.0
224	998	1277.3	255.5
225	973	1248.7	249.7
226	923	1193.4	238.7
227	892	1173.6	234.7
228	883	1195.7	239.1
229	745	1070.2	214.0
230	972	1190.2	238.0
231	947	1166.5	233.3
232	865	1074.2	214.8
233	880	1094.9	219.0
234	864	1058.3	211.7
235	878	1056.2	211.2
236	952	1144.7	228.9
237	974	1187.7	237.5
238	989	1189.7	237.9
239	1062	1272.8	254.6
240	1085	1315.1	263.0
241	785	1020.5	204.1
242	548	1160.2	232.0
243	507	723.7	144.7
244	779	1011.6	202.3
245	1379	1709.5	341.9
246	1033	1233.2	246.6
247	942	1125.6	225.1
248	875	1051.6	210.3
249	811	972.4	194.5
250	921	1117.0	223.4
251	845	1022.6	204.5
252	961	1161.8	232.4
253	993	1167.1	233.4
254	975	1133.3	226.7
255	1141	1313.0	262.6
256	925	1093.3	218.7
257	854	1027.4	205.5
258	736	942.1	188.4
259	878	1068.4	213.7
260	835	1044.5	208.9
261	968	1259.4	251.9
262	926	1208.0	241.6
263	853	1073.4	214.7
264	845	1054.8	211.0
265	816	1032.7	206.5
266	865	1209.1	241.8
267	889	1143.1	228.6
268	808	1018.9	203.8
269	824	1034.2	206.8
270	900	1110.1	222.0
271	1049	1260.4	252.1
272	1158	1231.6	246.3
273	1015	1102.7	220.5
274	1371	1464.4	292.9
275	916	1164.5	232.9
276	913	1191.4	238.3
277	841	1051.4	210.3
278	839	1049.1	209.8
279	839	1049.3	209.9
280	833	1045.1	209.0

241	785	1020.5	204.1
242	548	1160.2	232.0
243	507	723.7	144.7
244	779	1011.6	202.3
245	1379	1709.5	341.9
246	1033	1233.2	246.6
247	942	1125.6	225.1
248	875	1051.6	210.3
249	811	972.4	194.5
250	921	1117.0	223.4
251	845	1022.6	204.5
252	961	1161.8	232.4
253	993	1167.1	233.4
254	975	1133.3	226.7
255	1141	1313.0	262.6
256	925	1093.3	218.7
257	854	1027.4	205.5
258	736	942.1	188.4
259	878	1068.4	213.7
260	835	1044.5	208.9
261	968	1259.4	251.9
262	926	1208.0	241.6
263	853	1073.4	214.7
264	845	1054.8	211.0
265	816	1032.7	206.5
266	865	1209.1	241.8
267	889	1143.1	228.6
268	808	1018.9	203.8
269	824	1034.2	206.8
270	900	1110.1	222.0
271	1049	1260.4	252.1
272	1158	1231.6	246.3
273	1015	1102.7	220.5
274	1371	1464.4	292.9
275	916	1164.5	232.9
276	913	1191.4	238.3
277	841	1051.4	210.3
278	839	1049.1	209.8
279	839	1049.3	209.9
280	833	1045.1	209.0



No.	DATE	AMENDMENTS	BY
D	28/11/2025	SET AMENDED	CZ
C	13/11/2025	DETAIL ADDED	CZ
B	25/09/2025	SET AMENDED	CZ
A	28/08/2025	SET ISSUED	CZ

Filename: C\_200593\_80-20Plan\_01.dwg

PROJECT  
**PROPOSED SUBDIVISION  
LLOYD WEST - STAGE 2**  
-  
**WAGGA WAGGA, NSW, 2650**


SHEET SUBJECT  
**80-20 CALCULATIONS PLAN  
STAGE 2**

CLIENT  
**DIOCESE OF WAGGA WAGGA**

PROJECT NO.	SHEET NO.	ISSUE	DATE
200593	C2	D	AUGUST 2025

COUNCIL REF. SCALE  
-----  
N.T.S

DESIGNED	CHECKED	DRAWN	CHECKED
MM			CZ



Wagga Wagga  
Level 1, 37 Johnston Street  
(02) 6921 8333

Griffith  
Level 1, 130 Banna Avenue  
(02) 6962 9922

admin@mjm-solutions.com  
www.mjm-solutions.com

Bowtort Pty. Ltd. trading as MJM Consulting Engineers  
ABN 16 107 158 350 ACN 107 158 350